

Feel the *Beauty*
of your *Life*



CLASSIC

City

The Class Within

Site Address :

Tekari Saddu Road, Ring Road No. 3,
Parsulidih, Raipur, Chhattisgarh

Project By :



New Raipur Developers, 1st Floor,
Jabbal Tower, Gaurav path, Civil Lines,
Raipur, Chhattisgarh

Engineers

SATENDRA PATEL
Raipur, 88716 07696

Legal Consultant

M.J. SAIFEE
Raipur, 94252 09252

For Booking Contact :

+91 99815 11666, 99815 11777
+91 99816 11777, 0771 2439777

Email : nrdpr1@gmail.com

The concept of this brochure is purely conceptual and has no legal binding on us.
The developers reserve the right to amend the same without prior notice.

sealujagraphics#930222119

THE AROMA OF
Green WORLD
IN EXOTIC LOCATION

CLASSIC

City

The Class Within

CLASSIC *City*

The Class Within

Creating Township fused with luxurious amenities at an affordable figure available in neighbourhood.

We believe in writing and reviving the history of classic city an eccentric plots located near the Ring Road no.3 accomplishing the dream home for everyone.

Clubhouse, Park, Modern Amenities all positioned under one roof soothing the growth of individuals, families and community in large. The Classic City expresses a harmony with locale, thanks to green parameter of quite greenery surrounding the blocks. It truly feels great to live above it all – and to have the world at your feet !

We are New Raipur Developers assisting you to turn "DREAMS TO REALITY".

GRAND ENTRANCE GATE



CLASSIC City

The Class Within

CLASSIC SPACE IN CLASSIC WORLD

- Grand Entrance Gate
- Modern Club House
- Landscaped Green Garden
- Children's Play area with equipments
- Senior Citizen Zone
- RCC 40 ft Road
- Underground Electricity Supply
- 24 hrs Uninterrupted Water Supply
- Jogging Path Way
- Covered Drainage
- Sewage Treatment Plant
- Secured Campus with Boundary Wall & Security Guard

24'x 50' = 1200 SFT	
30'x 50' = 1500 SFT	
25'x 50' = 1250 SFT	
26'x 40' = 1040 SFT	
20'x 45' = 900 SFT	
26'2" x 40' = 1046.5 SFT	
23'2" x 45' = 1042.5 SFT	
24'5" x 45' = 1099.5 SFT	
27'2" x 50' = 1358.5 SFT	
25'x 40' = 1000 SFT	
23'x 45' = 1035 SFT	
ODD SIZE	
COMMERCIAL	
MORTGAGE	



CLASSIC


City

The Class Within


MODERN
**CLUB
HOUSE**

Club House
Gymnasium | Volleyball Court
Multipurpose Hall for Party / Meditation / Yoga
& Indoor Games







Landscaped Green Garden
Children's Play area with equipments
Senior Citizen Zone
Jogging Path Way



THE FUTURE DEPENDS ON
WHAT WE DO IN THE PRESENT







**THE AROMA OF
GREEN WORLD
IN EXOTIC LOCATION**

CLASSIC *City*

The Class Within



Distances :

Vidhan Sabha	4.0 km
Ambuja Mall	4.0 km
Bhavan's School	2.0 km
Pandri Cloth Market	6.0 km
Balaji Hospital	2.0 km
Suncity	0.5 km
Rajwada City	1.0 km